













Individual Results

Phase 3


Monpazier - Monpazier (FRA) 28-08-2020 - CEI3 160KM :37 Riders

Percentages: Qualified: 48.65% Not qualified: 51.35% (including GA (ex LA): 21.62% ME: 02.70% RET: 13.51% MISC: 13.51%)

RANK	NUM.	AV. SPEED	NAT.	PHASE	RANK	ARRIVAL	IN TIME	RECOV. T.	PH. SPD	BPM	AV. SPD	TOTAL REC.	LAP/LEAD
1	102	18.739	Dep. : 12:50:11	1	1	07:32:58	07:34:43	00:01:45	19.244	61/64	19.244	00:01:45	00:00:00
Angel SOY COLL				2	1	10:02:20	10:03:53	00:01:33	18.137	54/48	18.727	00:03:18	00:00:00
FOR TRAMPES				3	1	12:08:36	12:10:11	00:01:35	18.772	55/60	18.739	00:04:53	00:00:00
Total Riding Time: 05:20:11													
2	108	18.730	Dep. : 12:50:20	1	2	07:32:58	07:34:58	00:02:00	19.205	63/60	19.205	00:02:00	00:00:15
Alex LUQUE MORAL				2	4	10:02:20	10:04:14	00:01:54	18.121	61/60	18.699	00:03:54	00:00:21
CALANDRIA PH				3	2	12:08:38	12:10:20	00:01:42	18.815	63/64	18.730	00:05:36	00:00:09
Lap / preceding :00:00:09													
Total Riding Time: 05:20:20													
3	101	18.685	Dep. : 12:51:07	1	4	07:32:59	07:35:51	00:02:52	19.070	62/60	19.070	00:02:52	00:01:08
Maria ALVAREZ PONTON				2	3	10:00:45	10:04:04	00:03:19	18.297	62/60	18.713	00:06:11	00:00:11
WARRENS HILL CHAYZE				3	3	12:08:36	12:11:07	00:02:31	18.610	64/56	18.685	00:08:42	00:00:56
Lap / preceding :00:00:47													
Total Riding Time: 05:21:07													
4	177	18.658	Dep. : 12:51:35	1	8	07:32:58	07:39:04(2)	00:06:06	18.595	59/56	18.595	00:06:06	00:04:21
Juan Carlos RUIZ DE VILLA FERNANDEZ				2	5	10:00:46	10:05:46	00:05:00	18.557	60/60	18.578	00:11:06	00:01:53
CASTLEBAR OUTLAW				3	4	12:08:38	12:11:35	00:02:57	18.878	63/56	18.658	00:14:03	00:01:24
Lap / preceding :00:00:28													
Total Riding Time: 05:21:35													
5	127	18.640	Dep. : 12:51:53	1	5	07:33:02	07:35:55	00:02:53	19.060	56/56	19.060	00:02:53	00:01:12
KLERVI LEFEVRE BOCHER				2	2	10:00:47	10:03:56	00:03:09	18.331	64/60	18.723	00:06:02	00:00:03
VOUADJET HA BIBI				3	5	12:08:38	12:11:53	00:03:15	18.420	64/64	18.640	00:09:17	00:01:42
Lap / preceding :00:00:18													
Total Riding Time: 05:21:53													
6	123	17.969	Dep. : 13:03:54	1	17	07:47:28	07:50:41	00:03:13	17.060	57/54	17.060	00:03:13	00:15:58
DANIEL THEPAULT				2	7	10:10:55	10:13:28	00:02:33	19.264	62/56	17.990	00:05:46	00:09:35
VIKACHA AR VEUZIC				3	6	12:18:26	12:23:54	00:05:28	17.914	60/56	17.969	00:11:14	00:13:43
Lap / preceding :00:12:01													
Total Riding Time: 05:33:54													
7	131	17.862	Dep. : 13:05:54	1	25	07:47:25	07:51:41	00:04:16	16.939	58/60	16.939	00:04:16	00:16:58
CAMILLE COULOMB				2	15	10:16:33	10:21:00	00:04:27	18.113	64/60	17.450	00:08:43	00:17:07
SHARON DE SULEIMAN				3	7	12:20:58	12:25:54	00:04:56	19.081	59/60	17.862	00:13:39	00:15:43
Lap / preceding :00:02:00													
Total Riding Time: 05:35:54													
8	138	17.848	Dep. : 13:06:10	1	10	07:46:41	07:49:41	00:03:00	17.182	60/60	17.182	00:03:00	00:14:58
Ana Margarida CANDIDO COSTA				2	10	10:11:55	10:18:41(2)	00:06:46	18.165	59/58	17.613	00:09:46	00:14:48
VULCANE DE CROUZ				3	8	12:20:52	12:26:10	00:05:18	18.518	59/60	17.848	00:15:04	00:15:59
Lap / preceding :00:00:16													
Total Riding Time: 05:36:10													
9	125	17.816	Dep. : 13:06:47	1	24	07:47:27	07:51:22	00:03:55	16.977	62/60	16.977	00:03:55	00:16:39
PAULINE THEOLISSAT				2	12	10:16:32	10:19:44	00:03:12	18.271	63/64	17.539	00:07:07	00:15:51
ASMINE DES PACOULI				3	9	12:20:57	12:26:47	00:05:50	18.610	58/50	17.816	00:12:57	00:16:36
Lap / preceding :00:00:37													
Total Riding Time: 05:36:47													
10	122	17.776	Dep. : 13:07:32	1	12	07:47:25	07:50:05	00:02:40	17.133	52/52	17.133	00:02:40	00:15:22
CHARLOTTE CHAZEL				2	13	10:19:02	10:20:24	00:01:22	17.948	51/48	17.492	00:04:02	00:16:31
AKABA DU CEOR				3	10	12:26:15	12:27:32	00:01:17	18.592	57/58	17.776	00:05:19	00:17:21
Lap / preceding :00:00:45													
Total Riding Time: 05:37:32													

RANK	NUM.	AV. SPEED	NAT.	PHASE	RANK	ARRIVAL	IN TIME	RECOV. T.	PH. SPD	BPM	AV. SPD	TOTAL REC.	LAP/LEAD	
11	136	17.771	Dep. : 13:07:38	1	9	07:41:06	07:46:25	00:05:19	17.593	59/60	17.593	00:05:19	00:11:42	
PIERRE FLEURY					2	11	10:11:55	10:18:43	00:06:48	17.631	56/58	17.610	00:12:07	00:14:50
DR PEPPER				14	3	11	12:20:50	12:27:38	00:06:48	18.219	60/64	17.771	00:18:55	00:17:27
Lap / preceding :00:00:06				Total Riding Time: 05:37:38										
13	115	17.715	Dep. : 13:08:42	1	15	07:48:24	07:50:27	00:02:03	17.088	61/60	17.088	00:02:03	00:15:44	
NICOLAS BALLARIN					2	23	10:19:01	10:23:45(2)	00:04:44	17.476	57/54	17.261	00:06:47	00:19:52
ANIR DE LA TEULIERE				10	3	13	12:26:29	12:28:42	00:02:13	19.070	54/60	17.715	00:09:00	00:18:31
Lap / preceding :00:01:04				Total Riding Time: 05:38:42										
14	137	17.700	Dep. : 13:08:59	1	17	07:48:24	07:50:41	00:02:17	17.060	53/53	17.060	00:02:17	00:15:58	
CLEMENTINE CHAUD					2	17	10:19:07	10:21:24	00:02:17	17.884	51/52	17.422	00:04:34	00:17:31
WINARUZ EL DJIN				9	3	14	12:26:24	12:28:59	00:02:35	18.497	54/52	17.700	00:07:09	00:18:48
Lap / preceding :00:00:17				Total Riding Time: 05:38:59										
15	124	17.690	Dep. : 13:09:10	1	16	07:47:26	07:50:30	00:03:04	17.082	52/48	17.082	00:03:04	00:15:47	
MARINE COLANSON					2	20	10:19:06	10:22:39	00:03:33	17.655	57/56	17.336	00:06:37	00:18:46
VENEZIA DU RICHARD				11	3	15	12:26:34	12:29:10	00:02:36	18.725	57/59	17.690	00:09:13	00:18:59
Lap / preceding :00:00:11				Total Riding Time: 05:39:10										
16	110	17.685	Dep. : 13:09:16	1	13	07:46:42	07:50:07	00:03:25	17.129	58/58	17.129	00:03:25	00:15:24	
ANNIE MARCHANT					2	9	10:10:54	10:18:34	00:07:40	18.257	57/57	17.621	00:11:05	00:14:41
ALASKA DE RIVOIRON				10	3	16	12:20:56	12:29:16	00:08:20	17.861	56/50	17.685	00:19:25	00:19:05
Lap / preceding :00:00:06				Total Riding Time: 05:39:16										
17	109	17.582	Dep. : 13:11:15	1	28	07:46:43	07:53:50(2)	00:07:07	16.686	51/48	16.686	00:07:07	00:19:07	
MARIE CHARLES					2	25	10:20:52	10:24:02	00:03:10	17.967	58/68	17.242	00:10:17	00:20:09
AIGOUAL TAJ MAHAL				13	3	17	12:26:32	12:31:15	00:04:43	18.574	61/60	17.582	00:15:00	00:21:04
Lap / preceding :00:01:59				Total Riding Time: 05:41:15										
18	114	17.577	Dep. : 13:11:21	1	19	07:48:29	07:50:48	00:02:19	17.045	56/60	17.045	00:02:19	00:16:05	
HENRY DAVID GUEDJ					2	16	10:19:06	10:21:20	00:02:14	17.913	59/60	17.427	00:04:33	00:17:27
TONIK DE GARGASSAN				13	3	18	12:26:33	12:31:21(2)	00:04:48	17.997	58/60	17.577	00:09:21	00:21:10
Lap / preceding :00:00:06				Total Riding Time: 05:41:21										
19	116	17.566	Dep. : 13:11:34	1	20	07:47:25	07:50:50	00:03:25	17.041	54/56	17.041	00:03:25	00:16:07	
MARILYN LEMOINE					2	21	10:20:52	10:22:57	00:02:05	17.660	57/60	17.316	00:05:30	00:19:04
BAYLA D'ALLUECH				9	3	19	12:29:02	12:31:34	00:02:32	18.281	60/60	17.566	00:08:02	00:21:23
Lap / preceding :00:00:13				Total Riding Time: 05:41:34										
20	129	17.562	Dep. : 13:11:39	1	22	07:48:29	07:51:04	00:02:35	17.013	57/57	17.013	00:02:35	00:16:21	
PAUL BARD					2	22	10:20:52	10:23:14	00:02:22	17.652	58/58	17.296	00:04:57	00:19:21
NAIFEE DE BOZOULS				10	3	20	12:29:01	12:31:39	00:02:38	18.322	57/60	17.562	00:07:35	00:21:28
Lap / preceding :00:00:05				Total Riding Time: 05:41:39										
21	134	17.400	Dep. : 13:14:50	1	27	07:50:40	07:53:42	00:03:02	16.701	58/54	16.701	00:03:02	00:18:59	
LAURENCE CORNICET					2	24	10:19:08	10:23:48	00:04:40	17.984	57/52	17.258	00:07:42	00:19:55
ANJALI D'HAZEL				10	3	21	12:27:48	12:34:50	00:07:02	17.796	57/48	17.400	00:14:44	00:24:39
Lap / preceding :00:03:11				Total Riding Time: 05:44:50										
22	135	16.674	Dep. : 13:29:50	1	30	07:57:23	07:59:22	00:01:59	16.068	53/54	16.068	00:01:59	00:24:39	
Kristofer BORGES					2	30	10:32:41	10:35:36	00:02:55	17.035	59/60	16.491	00:04:54	00:31:43
MAVER MEHIR 50				01/01/2009	3	22	12:47:49	12:49:50	00:02:01	17.191	56/54	16.674	00:06:55	00:39:39
Lap / preceding :00:15:00				Total Riding Time: 05:59:50										
23	126	16.666	Dep. : 13:30:01	1	23	07:48:30	07:51:15	00:02:45	16.991	64/60	16.991	00:02:45	00:16:32	
LAURA SUGIER					2	27	10:32:42	10:34:52	00:02:10	16.017	58/60	16.537	00:04:55	00:30:59
BYHLAL EL FAYAD				9	3	23	12:47:50	12:50:01	00:02:11	17.026	57/60	16.666	00:07:06	00:39:50
Lap / preceding :00:00:11				Total Riding Time: 06:00:01										
24	132	16.660	Dep. : 13:30:09	1	31	07:57:24	07:59:23	00:01:59	16.066	52/48	16.066	00:01:59	00:24:40	
Julien VAN CAUTER					2	28	10:32:42	10:34:53	00:02:11	17.143	53/48	16.536	00:04:10	00:31:00
TAKI TAILLEVENT				30/05/2012	3	24	12:47:53	12:50:09	00:02:16	17.005	52/66	16.660	00:06:26	00:39:58
Lap / preceding :00:00:08				Total Riding Time: 06:00:09										

RANK	NUM.	AV. SPEED	NAT.	PHASE	RANK	ARRIVAL	IN TIME	RECOV. T.	PH. SPD	BPM	AV. SPD	TOTAL REC.	LAP/LEAD	
25	133	16.659	Dep. : 13:30:10	1	32	07:57:22	07:59:24	00:02:02	16.064	56/60	16.064	00:02:02	00:24:41	
Marijke VISSER				2	29	10:32:43	10:35:15	00:02:32	17.091	57/52	16.513	00:04:34	00:31:22	
L.I. WALLONIA				3	25	12:47:51	12:50:10	00:02:19	17.068	59/56	16.659	00:06:53	00:39:59	
Lap / preceding :00:00:01				Total Riding Time: 06:00:10										
26	113	16.144	Dep. : 13:41:39	1	33	08:00:56	08:03:31	00:02:35	15.633	62/54	15.633	00:02:35	00:28:48	
SARAH VALETTE				2	31	10:42:13	10:45:44	00:03:31	16.201	60/52	15.885	00:06:06	00:41:51	
NAMIR				9	3	12:57:01	13:01:39	00:04:38	16.890	54/52	16.144	00:10:44	00:51:28	
Lap / preceding :00:11:29				Total Riding Time: 06:11:39										
27	119	15.862	Dep. : 13:48:16	1	35	08:03:51	08:06:07	00:02:16	15.373	51/52	15.373	00:02:16	00:31:24	
GAELE OLLIVIER JACOB				2	32	10:45:44	10:47:52	00:02:08	16.263	57/60	15.763	00:04:24	00:43:59	
ESTEREL D'ECOUVES				15	3	13:05:15	13:08:16	00:03:01	16.136	63/60	15.862	00:07:25	00:58:05	
Lap / preceding :00:06:37				Total Riding Time: 06:18:16										
28	111	15.830	Dep. : 13:49:01	1	34	08:03:51	08:06:04	00:02:13	15.378	57/56	15.378	00:02:13	00:31:21	
ALLAN LEON				2	33	10:45:44	10:48:49	00:03:05	16.130	60/64	15.709	00:05:18	00:44:56	
BABEL DE CROUZ				9	3	13:05:19	13:09:01	00:03:42	16.168	59/60	15.830	00:09:00	00:58:50	
Lap / preceding :00:00:45				Total Riding Time: 06:19:01										
29	106	15.052	Dep. : 14:08:37	1	37	08:03:54	08:11:01(2)	00:07:07	14.905	59/56	14.905	00:07:07	00:36:18	
Nadia ALIA				2	35	10:53:38	10:57:59	00:04:21	15.595	55/52	15.209	00:11:28	00:54:06	
TEQUILA DU PLASSON				04/05/2007	3	29	13:24:07	13:28:37	00:04:30	14.643	56/58	15.052	00:15:58	01:18:26
Lap / preceding :00:19:36				Total Riding Time: 06:38:37										
30	130	15.035	Dep. : 14:09:04	1	36	08:04:01	08:08:42	00:04:41	15.123	59/60	15.123	00:04:41	00:33:59	
CLAUDE PLACES				2	34	10:53:45	10:57:03	00:03:18	15.427	56/60	15.259	00:07:59	00:53:10	
ANDALAY RIO				10	3	13:24:19	13:29:04	00:04:45	14.462	54/64	15.035	00:12:44	01:18:53	
Lap / preceding :00:00:27				Total Riding Time: 06:39:04										
0	105	ME	Dep. : 13:21:07	1	11	07:47:24	07:50:04	00:02:40	17.135	64/62	17.135	00:02:40	00:15:21	
Olatz AREITIO ARREGI				2	18	10:19:02	10:21:39	00:02:37	17.745	60/60	17.405	00:05:17	00:17:46	
TARIC CHAMP DU CIEL				15/04/2007	3	ME	12:26:33	12:41:07	00:14:34	16.287	73/70	17.088	00:19:51	00:30:56
Lap / preceding :23:12:03				Total Riding Time: 05:51:07										
0	112	GA	Dep. : 13:18:54	1	29	07:48:40	07:56:55	00:08:15	16.336	55/60	16.336	00:08:15	00:22:12	
David ABAD GUERRA				2	26	10:19:02	10:26:23(2)	00:07:21	18.088	60/60	17.084	00:15:36	00:22:30	
ZEUS FKT 25				01/01/2009	3	GA	12:25:34	12:38:54	00:13:20	17.510	64/60	17.197	00:28:56	00:28:43
Lap / preceding :23:57:47				Total Riding Time: 05:48:54										
0	117	RET	Dep. : 13:00:13	1	7	07:32:59	07:37:57(2)	00:04:58	18.757	60/60	18.757	00:04:58	00:03:14	
LEA VOGLER				2	6	10:00:46	10:07:00	00:06:14	18.157	60/60	18.481	00:11:12	00:03:07	
AMESKAN				12	3	RET	12:16:19	12:20:13	00:03:54	17.379	63/60	18.170	00:15:06	00:10:02
Lap / preceding :23:41:19				Total Riding Time: 05:30:13										
0	139	RET	Dep. : 13:20:42	1	26	07:48:26	07:53:26(2)	00:05:00	16.733	61/60	16.733	00:05:00	00:18:43	
LISA RIOU				2	19	10:19:09	10:21:47	00:02:38	18.274	61/56	17.396	00:07:38	00:17:54	
ORION				13	3	RET	12:26:30	12:40:42(2)	00:14:12	16.377	64/64	17.109	00:21:50	00:30:31
Lap / preceding :00:20:29				Total Riding Time: 05:50:42										
0	103	RET	Dep. : 00:40:00	1	3	07:33:00	07:35:48	00:02:48	19.078	55/54	19.078	00:02:48	00:01:05	
Gil BERENGUER CARRERA				2	RET	10:02:21	10:04:31	00:02:10	18.213	58/60	18.677	00:04:58	00:00:38	
JM ESPEJO				12/07/2011	Lap / preceding :22:03:49									
Total Riding Time: 03:54:31														
0	128	GA	Dep. : 00:40:00	1	6	07:33:01	07:37:12	00:04:11	18.868	63/60	18.868	00:04:11	00:02:29	
GERALDINE BRAULT				2	GA	10:00:46	10:04:07	00:03:21	18.519	62/64	18.709	00:07:32	00:00:14	
GRONWEL ASSAN				10	Lap / preceding :23:59:36									
Total Riding Time: 03:54:07														
0	104	DSQ	Dep. : 00:40:00	1	DSQ	07:47:27	08:06:12(2)	00:18:45	15.365	63/62	15.365	00:18:45	00:31:29	
Juan Carlos CURTO PANCHAME				Lap / preceding :22:42:05										
RIO MINO 50				01/01/2011	Total Riding Time: 02:36:12									

RANK	NUM.	AV. SPEED	NAT.	PHASE	RANK	ARRIVAL	IN TIME	RECOV. T.	PH. SPD	BPM	AV. SPD	TOTAL REC.	LAP/LEAD
0	120	MI	Dep. : 00:40:00										
ENORA BOULENGER 													
CHACHA DE BOZOULS 8													
Lap / preceding :21:23:48													
												Total Riding Time:	

WD=Withdrawn, RET=Retired, DSQ=Disqualified, FNR=Finished not ranked, LA=Lame, MI=Minor injury, CI=Catastrophic injury, ME=Metabolic, ME-TR=Metabolic invasive treatment, OT=Out of time, FTC: Failed to complete



Yamamah Android



Yamamah IOS



Powered by ATRM